



Cambridge IGCSE™

CANDIDATE
NAME


--

CENTRE
NUMBER

--	--	--	--	--

CANDIDATE
NUMBER

--	--	--	--



CAMBRIDGE INTERNATIONAL MATHEMATICS

0607/63

Paper 6 Investigation and Modelling (Extended)

October/November 2021

1 hour 40 minutes

You must answer on the question paper.

No additional materials are needed.

INSTRUCTIONS

- Answer both part **A** (Questions 1 to 3) and part **B** (Questions 4 to 6).
- Use a black or dark blue pen. You may use an HB pencil for any diagrams or graphs.
- Write your name, centre number and candidate number in the boxes at the top of the page.
- Write your answer to each question in the space provided.
- Do **not** use an erasable pen or correction fluid.
- Do **not** write on any bar codes.
- You should use a graphic display calculator where appropriate.
- You may use tracing paper.
- You must show all necessary working clearly, including sketches, to gain full marks for correct methods.
- In this paper you will be awarded marks for providing full reasons, examples and steps in your working to communicate your mathematics clearly and precisely.

INFORMATION

- The total mark for this paper is 60.
- The number of marks for each question or part question is shown in brackets [].

This document has **12** pages.

Answer **both** parts **A** and **B**.

A INVESTIGATION (QUESTIONS 1 to 3)

GIRARD'S SUMS (30 marks)

You are advised to spend no more than 50 minutes on this part.

Albert Girard, a 17th century French mathematician, investigated numbers, N , that can be written as the sum of two squares, $a^2 + b^2$.

This task is about these numbers.

For this task, a and b are integers where $a \geq 0$ and $b \geq 0$.

1 (a) Complete the table.

a	a^2	b	b^2	$N = a^2 + b^2$	$N \div 4$
2	4	6	36	40	10 remainder 0
18		10			106 remainder 0
28		16	256		remainder 0
4			64		20 remainder 0
	144		196		85 remainder 0
20	400			884	221 remainder 0
		0	0	900	225 remainder 0

[5]

(b) (i) When $a = 2$ and $b = 4$ then $N = 4k$, so N is a multiple of 4.

Find the value of k .

..... [2]

- (ii) The values of a and b in the table are all even numbers.
When $a = 2m$ and $b = 2n$ then $N = 4k$.

Find an expression for k in terms of m and n .

..... [3]

- (c) Not all multiples of 4 can be written as the sum of two square numbers.

Show that there are no values of a and b that give $k = 11$.

[2]

2 (a) Complete the table.

a	a^2	b	b^2	$N = a^2 + b^2$	$N \div 4$
7	49	5	25	74	18 remainder 2
21		19		802	200 remainder 2
17	289			914	remainder 2
			49	170	remainder 2
1		1			remainder

[4]

(b) When a is an odd number, $a = 2n - 1$.

(i) Use algebra to explain why, when a is an odd number, $a^2 \div 4$ has a remainder of 1.

..... [3]

(ii) Explain why, for the values in the table in **part (a)**, N is always $4k + 2$.

.....
 [2]

- (c) When a and b are both odd, $N = 4k + 2$, so N is a multiple of 4 plus 2.
Not all multiples of 4 plus 2 can be written as the sum of two square numbers.

Find all the values of k from 1 to 9 where $N = a^2 + b^2$.

3 The values of N that can be written as the sum of two square numbers are of the form $4k + r$, where the remainder r is a constant.

(a) Explain why r can be 0, 1 or 2 but cannot be 3.

[3]

(b) $N = a^2 + b^2$

Find all the values of N , where $10 < N < 30$, that are of the form $4k + 1$.

..... [3]

B MODELLING (QUESTIONS 4 to 6)**PRODUCTION BOUNDARIES (30 marks)**

You are advised to spend no more than 50 minutes on this part.

This task is about the number of computer tablets and mobile phones a company makes and sells.

The company owns two factories, A and B.

Factory A makes A-tablets and A-phones.

Factory B makes B-tablets and B-phones.

A *production boundary* is a curve or line.

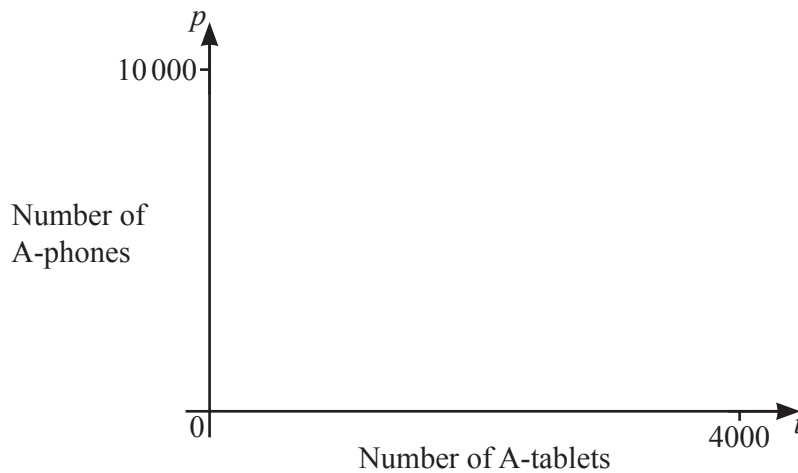
Points on the curve or line are the maximum numbers of the two items a factory can make when all resources are used.

It is the boundary of the region which shows all the combinations of the two items a factory can make.

4 Factory A makes t A-tablets and p A-phones each day.

The manager of factory A uses the model $p = 9000 - \frac{t^2}{1000}$ where $t \geq 0$, as the production boundary for the output of A-tablets and A-phones.

(a) On the axes below, sketch this model.



[2]

(b) When factory A makes 9000 A-phones it cannot make any A-tablets.

Write down the maximum number of A-tablets it can make when it does not make any A-phones.

..... [1]

(c) On Monday, factory A makes 1000 A-tablets.
On Tuesday, factory A makes 1500 A-tablets.

Find the decrease in the maximum number of A-phones it can make from Monday to Tuesday.

..... [3]

(d) (i) On Wednesday, factory A makes 5000 A-phones.

Use your graph from **part (a)** to explain why it is not possible for it to make 2500 A-tablets on Wednesday.

.....
 [1]

(ii) On the graph in **part (a)** shade the region that represents the numbers of A-phones and A-tablets that factory A can make. [1]

(e) The company sells all the A-phones and A-tablets that factory A makes each day. The company makes \$160 profit for each A-tablet and \$100 profit for each A-phone it sells. The greatest possible daily profit at factory A is \$964 000.

(i) Write down a linear equation for this profit in terms of p and t .
 Give your answer in the form $p = mt + c$.

..... [2]

(ii) Find the number of A-tablets and A-phones that factory A should sell in order to make a profit of \$964 000.

$t =$

$p =$ [3]

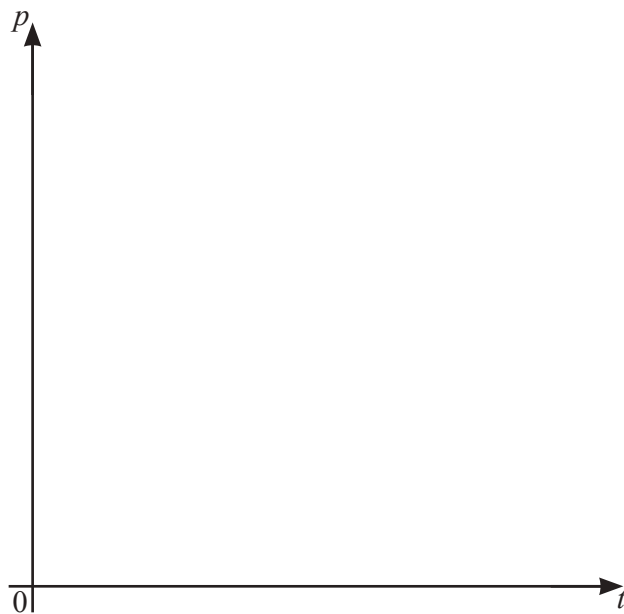
5 Factory B makes t B-tablets and p B-phones.

The table shows the maximum numbers of B-phones that factory B can make each day for some numbers of B-tablets.

Number of B-tablets t	Number of B-phones p
1000	8000
2000	6000
3000	4000
4000	2000

As the number of B-tablets increases, the number of B-phones decreases at a constant rate.

(a) (i) Draw the production boundary for factory B on the axes below.



[2]

(ii) Find the equation which models this production boundary, giving p as a function of t .

..... [2]

(iii) Factory B makes at least 1000 B-tablets but no more than 4000 B-tablets each day.

Write down the domain of the model in **part (a)(ii)**.

..... [1]

(b) The company sells all the B-tablets and B-phones factory B makes each day.
The company makes \$200 profit for each B-tablet and \$190 profit for each B-phone it sells.
Each day, the manager of factory B expects to make the greatest possible profit.

(i) Find the greatest possible profit each day.

..... [3]

(ii) One day factory B has to make 2500 B-tablets.
On this day the profit is 73.3% of the greatest possible profit.

Work out the number of B-phones factory B makes on this day.

..... [4]

Question 6 is printed on the next page.

- 6 The company puts new machinery to make phones in factory A and factory B.

Factory A can now make double the number of A-phones.

Factory B can now make 10% more B-phones.

All other conditions remain the same.

- (a) Complete the following models for the production boundaries at each factory after the changes. Use the models in **Question 4** and **Question 5(a)**.

Factory A: $p = \dots\dots\dots$ for $t \geq 0$

Factory B: $p = -2.2t + 11\,000$ for $\dots\dots\dots \leq t \leq \dots\dots\dots$ [2]

- (b) After the changes, the greatest possible profit made each day by factory A is \$1 830 000.

Find the **total** greatest possible profit made each day by the company.

$\dots\dots\dots$ [3]

Permission to reproduce items where third-party owned material protected by copyright is included has been sought and cleared where possible. Every reasonable effort has been made by the publisher (UCLES) to trace copyright holders, but if any items requiring clearance have unwittingly been included, the publisher will be pleased to make amends at the earliest possible opportunity.

To avoid the issue of disclosure of answer-related information to candidates, all copyright acknowledgements are reproduced online in the Cambridge Assessment International Education Copyright Acknowledgements Booklet. This is produced for each series of examinations and is freely available to download at www.cambridgeinternational.org after the live examination series.

Cambridge Assessment International Education is part of the Cambridge Assessment Group. Cambridge Assessment is the brand name of the University of Cambridge Local Examinations Syndicate (UCLES), which itself is a department of the University of Cambridge.